







Sheet Metal Take Off

for

12'W x 42.5'L x 12'H Classic Carport - Roof Only 4.5'OC

Quantity	Description	Picture
10	10'0" (120") Roof Panel	
10	9'2" (110") Roof Panel	
5	4'8" (56") Roof Panel	
2	Butyl Tape, 35ft roll	
2	1" Painted Panel Screw for ROOF, 250pc bag	
	GABLE END TRIM OPTIONS BELOW	
118	OPTION 1: Vinyl Trim, in feet	

4	OPTION 2: 2"x2" Angle Trim 10.5ft	